



District Report Card: 2017


State: Telangana	District: Kamareddy
Class: 5	Subject: Language
Schools: 61	Students: 980


Participation/Coverage


Students

<div>GENDER</div> <div></div>	Boys				Girls			
	Number		%		Number		%	
	521		53.16		459		46.84	

<div>AREA</div> <div></div>	Rural				Urban			
	Number		%		Number		%	
	912		93.06		68		6.94	

<div>CATEGORY</div> <div></div>	SC		ST		OBC		GEN	
	Number	%	Number	%	Number	%	Number	%
	214	21.84	148	15.10	579	59.08	39	3.98

<div>CWSN</div> <div></div>	LD	VI	HI	S&LD	ID	Oth
	1	1	0	2	1	6

<div>Management</div> <div></div>	Government			Government-aided		
	Number		%	Number		%
	980		100.00	0		0.00

Average Performance of Students in Language (%)

Overall	Gender		Area		Management		Social Group			
	Male	Female	Rural	Urban	Govt.	Aided	SC	ST	OBC	GEN
53.86	55.16	52.37	53.76	55.10	53.86	0.00	50.97	48.47	55.91	59.66

Performance on Learning Outcomes (LOs)

Learning Outcomes	Description	Average Performance(%)
L504	Reads and comprehends independently storybooks, news items/ headlines, advertisements etc.	50.69
L508	Reads text with comprehension, locates details and sequence of events	55.44

Range of Performance of Students who Answered Correctly							
Below 30%		30% - 50%		50% - 75%		Above 75%	
Number	%	Number	%	Number	%	Number	%
155	15.82	291	29.69	359	36.63	175	17.86

Lowest Performing Learning Outcomes (LOs)

- 1 - Reads and comprehends independently storybooks, news items/ headlines, advertisements etc. (50.69)
- 2 - Reads text with comprehension, locates details and sequence of events (55.44)